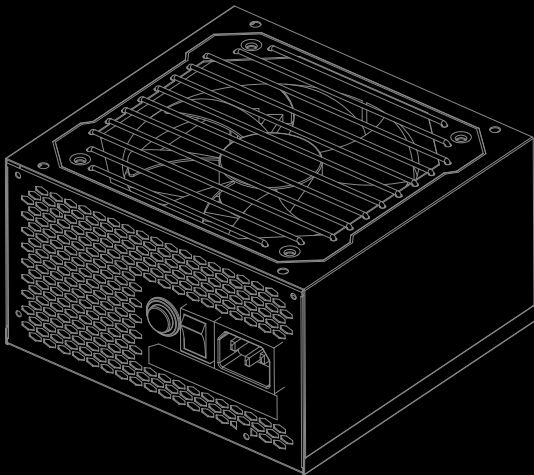




RGB READY



VP-RGB SERIES POWER SUPPLY USER MANUAL

Safety Instructions & Disclaimer

- Please install the power supply following the instructions and installation guide. Incorrect installation may result in damage to the power supply or system components which may lead to serious injury.
- Unauthorized non-professionals are strictly prohibited from disassembling the power supply.
- Only use the supplied cable or the original cable of the corresponding model purchased directly from the GAMEMAX official store. Using incorrect cables may cause product disfunction which may lead to fire and damage. Likewise, if the power supply needs to connect to modular cables, use only cables that are specifically designed to be compatible with your specific power supply model. Using other cables may not be compatible with the leads and may result in serious damage to the system and power supply.
- Do not place this product close to any source of heat such as radiators, heater holes.
- Keep the interior of the PC Case clean and maintain appropriate heat dissipation condition for the power supply.
- It is not recommended to overload the power supply.
- Use power strips that meet safety standards to avoid short circuits.
- This power supply can only be used to power the PC, and it is not suitable to use for other purposes.
- To ensure the stable operation of the PC system and the maximum service life of the power supply, please be clear about the power required by your PC and other accessories in advance. It is recommended to reserve 15-20% of the power margin for the selected power supply, which should not be lower than the power recommended by the official accessories.



Features

SpeedGuard

ECO mode & Advanced fan speed control for optimal cooling and minimum noise.

Lot 6 2013 ready!

Help system meet ErP Lot 6 2013 (<0.5W at standby mode) with high efficiency 5Vsb circuitry.

Appearance design

All black shell design, snakeskin net design.

12CM RGB FAN

A smart fan with PWM auto speed controlled and It will be auto entry rainbow LEDs light mode by built-in firmware.

AirGuard

Honeycomb ventilation design for optimal heat dissipation.

Design of 100% flexible woven network cable

Design of 100% flexible woven network cable, Long cable length at least 500mm supports high-end case with "Bottom" PSU position.

Compatible version

Compatible with ATX12V 2.31

Safety certification

Multiple protection circuitry of DC OVP, DC UVP, OPP, SCP protect your system.

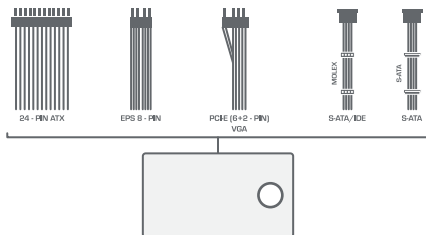
RGB Lighting

Fan is equipped with RGB three-color LED and software controller. Press 3 seconds, it can open or close the light.

Specifications

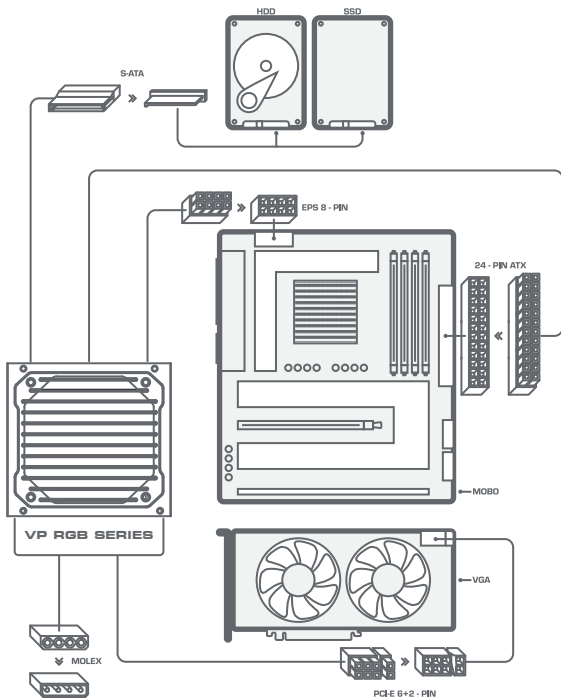
Model No	AC Input	DC Output					
		+3.3V	+5V	+12V	-12V	+5Vsb	Max. Power
VP-350-RGB	100-240VAC, 50-60Hz, 15-5A	15A	15A	20A	0.5A	2.5A	350W
		100W		240W	6W	12.5W	
VP-450-RGB	100-240VAC, 50-60Hz, 15-5A	15A	15A	28A	0.5A	2.5A	450W
		100W		336W	6W	12.5W	
VP-500-RGB	100-240VAC, 50-60Hz, 15-5A	15A	15A	34A	0.5A	2.5A	500W
		100W		408W	6W	12.5W	
VP-600-RGB	100-240VAC, 50-60Hz, 15-5A	18A	18A	40A	0.5A	2.5A	600W
		115W		480W	6W	12.5W	
VP-700-RGB	100-240VAC, 50-60Hz, 15-5A	20A	20A	50A	0.5A	2.5A	700W
		120W		600W	6W	12.5W	
VP-800-RGB	100-240VAC, 50-60Hz, 15-5A	20A	20A	60A	0.5A	2.5A	800W
		130W		720W	6W	12.5W	

Connection



Connection Model	Mainboard	+12V CPU	6+2P(8P)PCI-E	SATA	4P Molex
VP-350-RGB	20+4P (500mm)	EPS4+4P (600mm)	0	2	2
VP-450-RGB	20+4P (500mm)	EPS4+4P (600mm)	1	4	2
VP-500-RGB	20+4P (500mm)	EPS4+4P (600mm)	1	4	3
VP-600-RGB	20+4P (500mm)	EPS4+4P (600mm)	2	5	3
VP-700-RGB	20+4P (500mm)	EPS4+4P (600mm)	2	5	3
VP-800-RGB	20+4P (500mm)	EPS4+4P (600mm)	2	6	3

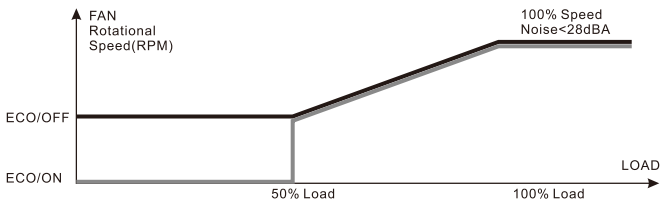
Assembly diagram



Temperature control curve



ECO mode & Advanced fan speed control for optimal cooling and minimum noise.



Key Function	ECO Status	Fan Spin Status	Fan LEDs
Default ECO mode Turn ON	ECO LED is ON	Less 40 degrees, the fan stops, Over 40 Degree, The fan runs intelligently	RGB Light
Press ECO Switch	ECO LED is OFF	Fans run intelligently, Fan spin always	RGB Light
Press the Switch again	ECO LED is ON	Less 40 degrees, the fan stops, Over 40 Degree, The fan runs intelligently	RGB Light
Press and Hold in 3'sec	Keep Current Status	Keep Current Fan Status	RGB OFF
Press and Hold in 3'sec again	Keep Current Status	Keep Current Fan Status	RGB Light

* With memory function, once turn on the power, the mode same as last time.